

# F-208D

## MANUAL SWING TURNSTILE

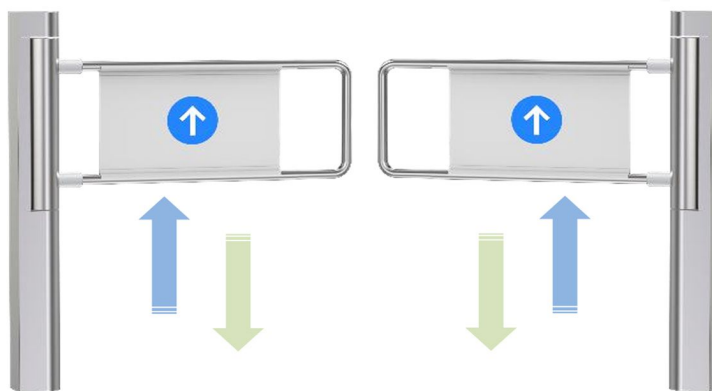


### Product Features

- It is manual type gate, does not require electricity to work.
- Supports one-way and two-way, can be adjusted according to needs.
- **Telescopic swing arm**, 1pcs can support 800-1200mm arm for wide passageway, wheelchair, and pedestrian with large luggage can also pass.
- It has a large white plexiglass in the middle of the swing arm, which can be used for personalised sticker display, making the overall design very aesthetically good.
- Passage width: it supports largest 1800mm width
- 3-4 people entry at the same time.
- Low noise, system runs smoothly.
- Indoor and outdoor use.
- Easy to install and maintain.

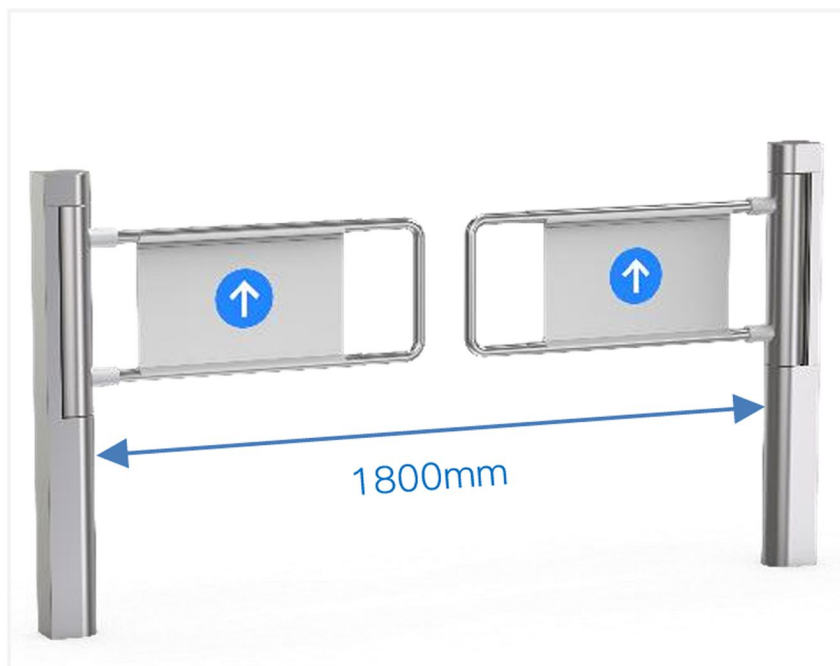
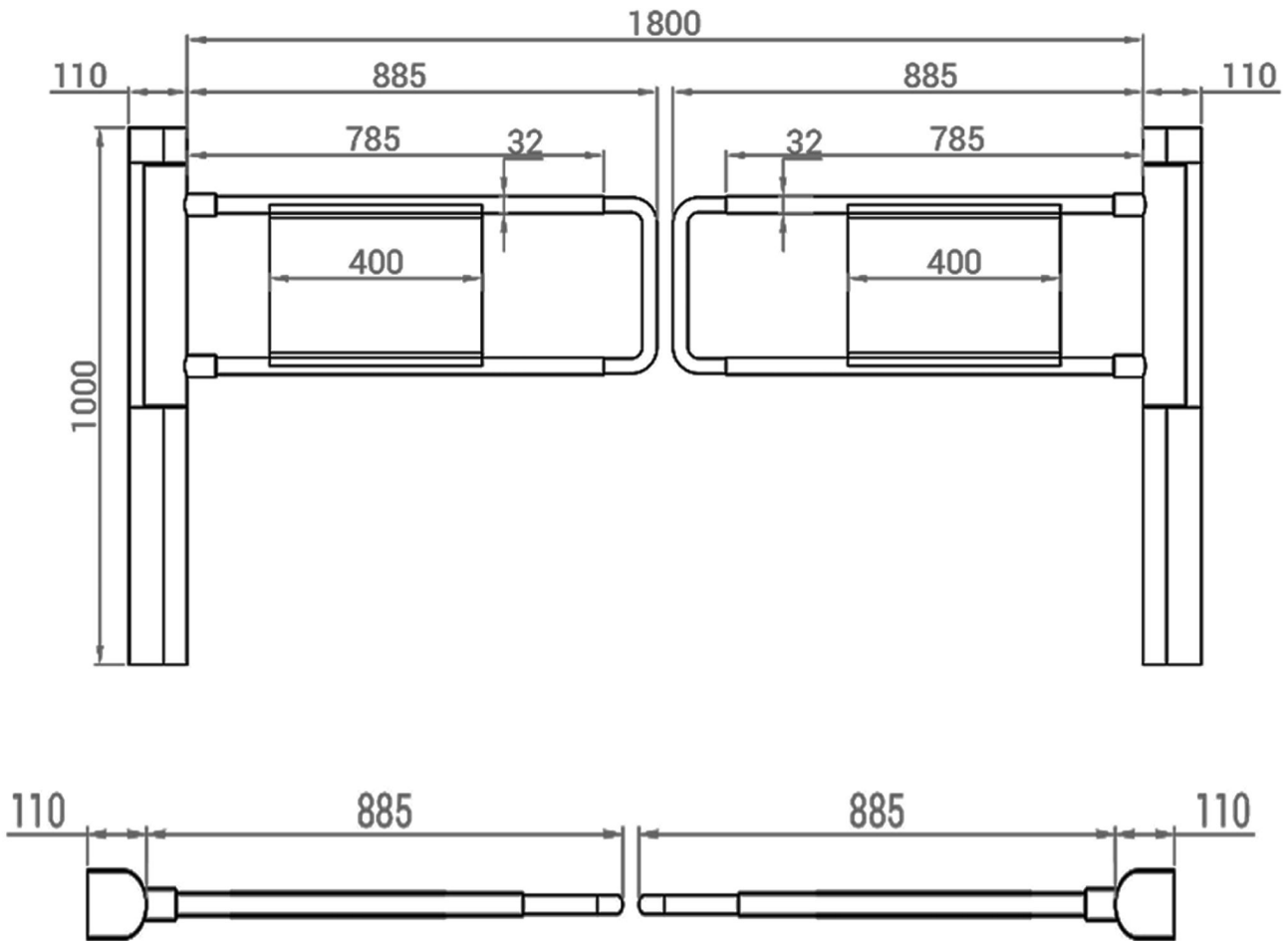
### Technical Specifications

Model	F-208D
Framework Material	304 stainless steel
Arm Material	Stainless steel
Dimension	110(L)*89(W)*1000(H)mm
Passage Width	Two unit double open: 1600mm (standard)~1800mm (Maximum)
Disabled Passing Width	900mm (recommended disabled lane)
Arm Type	Telescopic
Manual Push	Left or Right
Operation Temperature	-20~75°
Operation Humidity	0 ~ 95%
Ingress Protection	IP54(standard)/IP65
Working Environment	Indoor/Outdoor
Flow Rate	40 people per minute
Passing Direction	Bi-directional
Net Weight	25kg



Left or Right Manual Push

## Dimension



Double-Open Mode